




# JCB ENERGY ELECTRIC POWER INDUSTRY

MADRID / SPAIN



[www.jcbenergy.es](http://www.jcbenergy.es)



## GENERATOR GENERAL INFORMATION

GENERATOR	FREQUENCY	VOLTAGE	POWER FACTOR	SPEED	DIESEL ENGINE		ALTERNATOR		TYPE OF	GENERATOR OUTPUT				
Model	Hz	V	Cos Q	Rpm	Brand	Model	Series	Brand	Model	Series	Operation	kVA	kW	A
JCD 450	50	231/400	0.8	1500		TCD13.0G1	TCD		JCB	315M	Standby	450,0	360,0	650,3
											Prime	455,0	364,0	657,5
											Continuous	413,6	330,9	597,7
JCD 510	60	277/480	0.8	1800		TCD13.0G1	TCD		JCB	315M	Standby	510,0	408,0	737,0
											Prime	463,6	370,9	670,0
											Continuous	431,2	345,0	623,2

- Diesel Engines with Advanced Technology and Quality
- Alternators with Advanced Technology and Quality
- Low Exhaust Emission
- Control Panel Suitable for Flexible Application
- Patented Compact Designed and Sound proof Canopy
- Low Operating Cost, Suitable for Heavy-Duty
- Durability , Low Noise Level

- Tropical 50 °C Radiator, First Class Product Support
- Fuel Filter with Water and Particle Separator
- Low Fuel Consumption, Low Oil Consumption
- Global Technical Service and Maintenance Support
- Wide Range of Affordable Spare Parts
- High Quality and Reliable Technology
- Half Century Experience in Generator Manufacturing

### STAND BY POWER RATING – (ESP):

ESP is applicable for supplying emergency power for the duration of the utility power outage. No overload capability is available for this rating. Under no condition is an engine allowed to operate in parallel with the public utility at the Stand by Power rating. This rating should be applied where reliable utility power is available. A Stand By rated engine should be sized for a maximum of an 70% average load factor and 200 hours of operation per year. This includes less than 25 hours per year at the Stand by Power rating. Stand By ratings should never be applied except in true emergency power outages. Negotiated power outages contracted with a utility company are not considered an emergency.

### PRIME POWER RATING – (PRP):

Applicable for supplying electric power in lieu of commercially purchased power. Prime Power applications must be in the form of one of the following two categories:

#### UNLIMITED TIME RUNNING PRIME POWER (ULTP):

PRP (Prime Power) is available for an unlimited number of hours per year in a variable load application. Variable load should not exceed a 70% average of the Prime Power rating during any operating period of 250 hours. The total operating time at 100% Prime Power shall not exceed 500 hours per year. A 10% overload capability is available for a period of 1 hour within a 12-hour period of operation. Total operating time at the 10% overload power shall not exceed 25 hours per year.

#### LIMITED TIME RUNNING PRIME POWER (LTP):

LTP (Limited Time Prime Power) is available for a limited number of hours in a no variable load application. It is intended for use in situations where power outages are contracted, such as in utility power curtailment. Engines may be operated in parallel to the public utility up to 750 hours per year at power levels never to exceed the Prime Power rating. The customer should be aware, however, that the life of any engine will be reduced by this constant high load operation. Any operation

#### CONTINUOUS POWER RATING (COP):

COP is the power that the engine can continue to use under the prescribed speed and the specified environment condition in the normal maintenance period stipulated in the manufacturing plant. And Continuous Power is applicable for supplying utility power at a constant 100% load for an unlimited number of hours per year. No overload capability is available for this rating.

## PAY ATTENTION TO THE POINTS BELOW IN PICKING AND USING THE GENERATOR

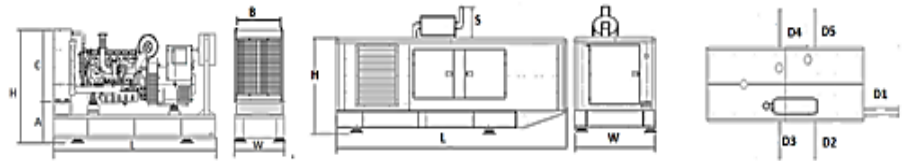
- \* Generators can work on Continuous Power at 70% of Prime power value if only all maintenances are done on time with original spare parts and high-quality oils that manufacturer advice.
- \* Generators should not operate below 50% of Prime Power value. In such a case, the engine will burn excessive oil and eventually have irreparable damage.
- \* If your need is 1000 kVA or above, you should prefer Synchronic Systems with 2-3 generators with failure back up and simultaneous aging.
- \* These points will provide advantage for you with purchasing and operating the generator.

## GENERATOR DIMENSIONS AND TECHNICAL DRAWINGS



VALUES		OPEN TYPE GENERATOR	CANOPY TYPE GENERATOR
WIDTH	mm	1200	1646
LENGTH	mm	3374	4632
HEIGHT	mm	1953	2641
WEIGHT (NET)	Kg	2878	3740
FUEL TANK CAPACITY	L	673	400

SYMBOL	OPEN	CANOPY
L	3374	4632
W	1200	1646
H	1953	2000
S		641
A	775	
B	940	
C	1000	
D1		1002
D2		800
D3		800
D4		800
D5		800



## FUEL CONSUMPTION

PERCENT OF PRIME POWER	1500 rpm	1800 rpm
	l/hr	l/hr
110 %	85,95	98,83
100 %	79,00	91,79
75 %	59,25	68,09
50 %	38,88	44,69

## DIESEL ENGINE MAIN TECHNICAL PARAMETERS

50 Hz – 1500 min <sup>-1</sup>			60 Hz – 1800 min <sup>-1</sup>		
Type		TCD13.0	Type		TCD13.0
Speed	min <sup>-1</sup>	1500	Speed	min <sup>-1</sup>	1800
Net Frequency	Hz	50	Net Frequency	Hz	60
Power Standard		LTP	Power Standard		LTP
Power Level		G1	Power Level		G1
Exhaust Emission Standard		Fuel Optimized	Exhaust Emission Standard		Fuel Optimized
<b>GENERAL</b>			<b>GENERAL</b>		
Aspiration		Turbo, CAC	Aspiration		Turbo, CAC
Governing System		Electronic	Governing System		Electronic
Governor Brand		Bosch	Governor Brand		Bosch
No of Cylinders		6	No of Cylinders		6
Configuration		in-line	Configuration		in-line
Injection System		Common Rail	Injection System		Common Rail
Displacement	L	12,94	Displacement	L	12,94
Bore	mm	131	Bore	mm	131
Stroke	mm	160	Stroke	mm	160
Compression Ratio		19:1	Compression Ratio		19:1
Mean Effective Pressure	Bar	28	Mean Effective Pressure	Bar	26
Piston Speed	m/s	8	Piston Speed	m/s	9,6
Rotation (looking at flywheel)		ccw	Rotation (looking at flywheel)		ccw
No of Teeth on Flywheel Ring Gear		143	No of Teeth on Flywheel Ring Gear		143
<b>GOVERNOR PERFORMANCE</b>			<b>GOVERNOR PERFORMANCE</b>		
Speed droop (static) electr. gov.	%	0	Speed droop (static) electr. gov.	%	0
Governing standards to ISO 8528 Parts 1 and 5		G3	Governing standards to ISO 8528 Parts 1 and 5		G3
<b>MOMENT OF INERTIA</b>			<b>MOMENT OF INERTIA</b>		
Flywheel (standard genset spec.)	kg m <sup>2</sup>	2,16	Flywheel (standard genset spec.)	kg m <sup>2</sup>	2,16
Max. step load acceptance, 1st step	%	-	Max. step load acceptance, 1st step	%	-
Sound power at full load, incl. cooling system	dB(A)	110,30	Sound power at full load, incl. cooling system	dB(A)	111,30
Sound press. (1m average, full load), incl. cool. syst.	dB(A)	96,50	Sound press. (1m average, full load), incl. cool. syst.	dB(A)	97,50
<b>ENGINE WEIGHT</b>			<b>ENGINE WEIGHT</b>		
Engine Dry, w/o Cooling System	kg	1154	Engine Dry, w/o Cooling System	Kg	1154
Engine With Cooling System	kg	1260	Engine With Cooling System	kg	1260
<b>LUBRICATION SYSTEM</b>			<b>YAĞLAMA SİSTEMİ</b>		
Oil specification		15W40/CI-4/SL	Oil specification		15W40/CI-4/SL
Oil consumption (as % of fuel consumption)	%	0,10	Oil consumption (as % of fuel consumption)	%	0,10
Oil capacity (sump)	l	30	Oil capacity (sump)	l	30
Min. oil pressure (warning)	Bar	0,80	Min. oil pressure (warning)	Bar	0,80
Min. oil pressure (shut down)	Bar	0,60	Min. oil pressure (shut down)	Bar	0,60
Max. permissible oil temperature (oil pan)	°C	130	Max. permissible oil temperature (oil pan)	°C	130
<b>OUTPUT</b>			<b>OUTPUT</b>		
Gross Output(LTP or StandBy Power)	Kw	435	Gross Output(LTP or StandBy Power)	Kw	445
Fan Reduction	Kw	13	Fan Reduction	Kw	17,50
Net Flywheel	Kw	422	Net Flywheel	Kw	427,50
Electrical Output (Stand By)	Kva	500	Electrical Output (Stand By)	Kva	510
Gross Output(PRP or Prime Power)	Kw	395	Gross Output(PRP or Prime Power)	Kw	410
Gross Output(Continous Power)	kw	365	Gross Output(Continous Power)	kw	380

## DIESEL ENGINE MAIN TECHNICAL PARAMETERS

50 Hz – 1500 min <sup>-1</sup>			60 Hz – 1800 min <sup>-1</sup>		
COOLING SYSTEM, GENERAL ENGINE COOLING DATA			COOLING SYSTEM, GENERAL ENGINE COOLING DATA		
Max. perm. Coolant Outlet Temperature	°C	99	Max. perm. Coolant Outlet Temperature	°C	99
Max. perm. Flow Resistance (cool. syst. and piping)	Bar	-	Max. perm. Flow Resistance (cool. syst. and piping)	Bar	-
Max. Temperature of Coolant (warning)	°C	105	Max. Temperature of Coolant (warning)	°C	105
Max. Temperature of Coolant (shutdown)	°C	108	Max. Temperature of Coolant (shutdown)	°C	108
Temperature at Which Thermostat Starts to open	°C	83	Temperature at Which Thermostat Starts to open	°C	83
Temperature at Which Thermostat is Fully Open	°C	95	Temperature at Which Thermostat is Fully Open	°C	95
Delivery of Coolant Pump	m <sup>3</sup> /h	34,80	Delivery of Coolant Pump	m <sup>3</sup> /h	34,80
Min. Pressure Before Coolant Pump	Bar	0,80	Min. Pressure Before Coolant Pump	Bar	0,80
Temperature at CAC Outlet at Standard Conditions	°C	50	Temperature at CAC Outlet at Standard Conditions	°C	50
<b>ENGINE COOLING SYSTEM</b>			<b>ENGINE COOLING SYSTEM</b>		
Coolant Capacity (engine)	l	20	Coolant Capacity (engine)	l	20
Coolant Capacity (incl. cooling unit)	l	35	Coolant Capacity (incl. cooling unit)	l	35
Air to Boil (max. permissible cool. air temp. at fan)	°C	55	Air to Boil (max. permissible cool. air temp. at fan)	°C	55
Fan Power Consumption	kW	13	Fan Power Consumption	kW	17,50
Cooling air Flow	m <sup>3</sup> /h	38486	Cooling air Flow	m <sup>3</sup> /h	43298
Air Pressure Loss	mbar	1,64	Air Pressure Loss	mbar	1,64
<b>HEAT BALANCE</b>			<b>HEAT BALANCE</b>		
Heat Dissipation (engine radiator)	kW	158	Heat Dissipation (engine radiator)	kW	133
Heat Dissipation (CAC)	kW	78,60	Heat Dissipation (CAC)	kW	77,00
<b>INLET / EXHAUST DATA</b>			<b>INLET / EXHAUST DATA</b>		
Max. intake Depression (Switch setting)	mbar	50	Max. intake Depression (Switch setting)	mbar	50
Combustion Air Volume	m <sup>3</sup> /h	1612	Combustion Air Volume	m <sup>3</sup> /h	1915
Max. Exhaust Back Pressure	mbar	50	Max. Exhaust Back Pressure	mbar	50
Max. Exhaust Gas Temperature	°C	528	Max. Exhaust Gas Temperature	°C	507
Exhaust Gas Flow (at above temp)	m <sup>3</sup> /h	4485	Exhaust Gas Flow (at above temp)	m <sup>3</sup> /h	5403
Exhaust Flange / Pipe Diameter	mm	120	Exhaust Flange / Pipe Diameter	mm	120
<b>ELECTRICAL SYSTEM</b>			<b>ELECTRICAL SYSTEM</b>		
Voltage	V	24	Voltage	V	24
Starter	KW	8,80	Starter	KW	8,80
Alternator Output	A	80	Alternator Output	A	80
Batteries (minimum capacity, cold start limit -5°C)	Ah	2*120	Batteries (minimum capacity, cold start limit -5°C)	Ah	2*120

## ALTERNATOR TECHNICAL PARAMETERS



### ALTERNATOR TECHNICAL PARAMETERS

Insulation Class	H	Field Control System	Self-Excited
Winding Pitch	2/3 - (N° 6)	A.V.R. Model	Standard SX440
Wires	12	Voltage Regulation	% ± 1
Protection	IP 23	Sustained Short-Circuit Current	10 sec 300% (3 IN)
Altitude	m 1000	Total Harmonic (*) TGH / THC	% < 4
Overspeed	rpm 2250	Wave Form: NEMA = TIF - (*)	< 50
Air Flow	m <sup>3</sup> /sec. 0.8	Wave Form: I.E.C. = THF - (*)	% < 2
Bearing Drive	N/A -	Bearing Non-Drive	Bearing 6314-2RZ
Rotor Winding	100% Copper	Stator Winding	100% Copper

### 50 HZ / 231-400V COSQ 0,8 / 1500 RPM

#### STANDARD USING ALTERNATOR

#### OPTIONAL USING ALTERNATOR

BRAND/MODEL	JCBENERGY	JCB 315M	LERROY-SOMER	TAL047A	STAMFORD	S4L1DF			
DUTY			Continuous			Stand By			
AMBIENT	C°		40°C			27°C			
CLASS / TEMP. RISE	C°		H/ 125° K			H/ 163° K			
SERIES STAR	V	380/220	400/231	415/240	1 Phase	380/220	400/231	415/240	1 Phase
PARALLEL STAR	V	190/110	200/115	208/120	220	190/110	200/115	208/120	220
SERIES DELTA	V	220	230	240	230	220	230	240	230
OUTPUT POWER	kVA	409,0	409,0	424,0	-	450,0	450,0	467,0	-
OUTPUT POWER	kW	327,2	327,2	339,2	-	360,0	360,0	373,6	-

### 60 HZ / 277-480V COSQ 0,8 / 1800 RPM

#### STANDARD USING ALTERNATOR

#### OPTIONAL USING ALTERNATOR

BRAND/MODEL	JCBENERGY	JCB 315M	LERROY-SOMER	TAL046H	STAMFORD	S4L1D-E			
DUTY			Continuous			Stand By			
AMBIENT	C°		40°C			27°C			
CLASS / TEMP. RISE	C°		H / 125° K			H / 163° K			
SERIES STAR	V	416/240	440/254	480/277	1 Phase	416/240	440/254	480/277	1 Phase
PARALLEL STAR	V	208/120	220/127	240/138	-	208/120	220/127	240/138	-
SERIES DELTA	V	240	254	277	240	240	254	277	240
OUTPUT POWER	kVA	421,0	443,0	466,0	-	463,0	487,0	513,0	-
OUTPUT POWER	kW	336,8	354,4	372,8	-	370,4	389,6	410,4	-

## CONTROL MODULE ALERTS

Emergency Stop Malfunction  
 High Generator Frequency  
 Low Generator frequency, Low Load  
 Over Current, Unbalanced Current  
 Low Generator Voltage  
 High generator Frequency  
 Phase sequence error  
 Overload, Heat Sensor Broken  
 Low Water Level (Optional)  
 Low Oil Pressure, Reverse Power  
 Low Water Temperature


Start Error, Stop Error  
 Magnetic Pickup Error  
 Charge Alternator Error  
 Unbalanced Load  
 Maintenance Time Alarm  
 Low Speed, High Speed  
 Broken Oil Sensor Cable  
 High Oil Temperature (Optional)  
 Low Fuel Level (Optional), High Battery Voltage  
 Low Battery Voltage, High Water Temperature  
 Electronic Can bus Errors (ECU)

## CONTROL PANEL SPECIFICATIONS



- Powder Painted Steel Panel with Lockable Door
- ATS (Automatic Transfer Panel)- Optional
- Control Module
- Battery Charger
- Emergency Stop Button
- Terminal Blocks
- Load Output Terminal
- System Protection MSBs
- Circuit Breaker-Optional
- LCD Screen
- Control Relays
- Backlit, 128x64 Pixels

## CONTROL MODULE TECHNICAL PARAMETERS

Brand		Brand	Trans-MIDIAMF.232.GP
Dimensions	120mmx94mm.	Protection Class	IP65 From the Front
Weight	260 gr.	Environmental Conditions	2000 meters above sea level
Ambient Humidity	Max. %90.	Ambient Temperature	-20°C to +70°C
DC Battery Supply Voltage	8 - 32 V	Battery Voltage Measurement	8 – 32 V
Network Frequency	5 - 99,9 Hz	Mains Voltage Measurement	3 - 300 V phase -Neutral, 5 - 99,9 Hz
Generator Voltage Measurement	3 - 300 V	Generator Frequency	5 - 99,9 Hz
Current Transformer Secondary	5A	Working Period	Continuous
Charge Alternator Voltage Measurement	8 - 32 V	Charge Alternator Excitation	210mA &12V, 105mA &24V Nominal 2.5W
Communication Interface	RS-232	Analog Sender Measurement	0 - 1300ohm
Generator Contactor Relay Output	5A & 250V	Mains Contactor Relay Output	5A & 250V
Solenoid Transistor Outputs	1A with DC Supply	Start Transistor Outputs	1A with DC Supply
Configurable-3 Transistor Outputs	1A with DC Supply	Configurable-4 Transistor Outputs	1A with DC Supply

## CONTROL MODULE FUNCTION

Mains Voltage Level Control	Generator Voltage Level Control	3 Phase Generator Protections	3 Phase AMF Function	Alarm Horn
Network Frequency Level Control	Generator Frequency level Control	- High / Low Voltage	- High / Low Frequency	Heater Tube Thermostat Control
Engine Operating Option Control	Generator Current Level Control	- High / Low Frequency	- High / Low Voltage	Modbus and SNMP
Engine Stop Option Control	Generator Powder Level Control	- Current / Voltage Asymmetry	- High / Low Water Temperature	Working Hour
Engine Speed (RPM) Level Control	Generator work Schedule and Timing Control	- Overcurrent / Overload	- High / Low Load	Ground Leakage
Battery Voltage Options Times	Oil Pressure Controllers Control	Overheat Control	Mains., Generator ATS Control	Analog Modem
Check Engine Maintenance Times	Configurable Analog Inputs and Outputs	1 Phase or 3 Phase, Phase Selection	Network, Voltage, Frequency Display	Ethernet, USB, RS232, RS485
Communication Interfaces GPRS, GSM	Keeping Error Records of Past Events	Parameter Setting via Control Module	Parameter Setting via Computer	Selectable Protection Alarm / Shutdown
Engine Speed, Voltage, Earning	Configurable Programmable Digital Inputs and Outputs	Water Temperature Current and Frequency	Hours of Operation Phase sequence	Battery Voltage Oil Pressure


## SOUND PROOF CANOPY AND BASE FRAME (CHASIS) SPECIFICATIONS



- Special, Registered JCB Energy Design and Colour
- A1 Quality DKP / HRU / Galvanized Steel
- Sensitive Twist on Automatic Press Brake
- Delicate Cut on Automatic Punch and Laser Bench
- Sensitive Welding on Robotic Welding Bench
- Chemical Cleaning Nano Technology Before Painting
- Robotic Painting with Electrostatic Powder Paint
- Drying and stabilizing on 200 °C Ovens
- 1500 Hour Salt Test
- Glass wool Isolation, A1 Class Material -50/+500 °C
- Special Covering Over Glass Wool
- Best Sound Level (in DbA)
- Temperature Tests
- Rustproof Accessories
- Cable Exit Connectors and Glands
- Emergency Stop Button
- Fuel Level Gauge
- Fuel Drain Cap
- Fuel Inlet and Return Records
- I permeability Test for Fuel Tank
- Vacuumed Rubber Mounted
- High Quality weatherstrips
- High Quality Shock Absorbers
- Fuel Filling Cap (with ventilation)
- Lifting and Carrying Equipment
- Internal Exhaust Mufflers (Silencers)
- External Exhaust Mufflers (Silencers)
- Radiator water Filling Cap
- Daily Fuel Tank, External Fuel Tank



# Our Quality Certificates

**Certificate of Registration** 

This is to certify that the Quality Management System of

**JCBENERGY**

JCB ENERGY ELECTRIC POWER INDUSTRY  
CALLE DE TRESPADERNE, NUM 7 PLANTA 3, PUERTA C 28042 MADRID - (MADRID), SPAIN

is in accordance with the requirements of the following standard

**ISO 9001:2015**  
(Quality Management System)

**SCOPE**



MANUFACTURING, SALES AND SERVICE OF GENERATOR AND GENERATOR COMPLEMENTS, WATER PUMP, FORKLIFT, UPS, REGULATOR, CONVERTERS, SHUTTER POWER SUPPLIES  
(IAF Code: 18,19)

Certificate Number : 251022013422

Initial Registration Date : 25-Oct-2023  
1<sup>st</sup> Surveillance Date : 25-Sep-2024  
2<sup>nd</sup> Surveillance Date : 25-Sep-2025  
Certificate Expiry Date : 24-Oct-2026

To verify certificate, visit at:  
[www.arscert.com](http://www.arscert.com)  
<https://www.iafacreditation.org>  
<https://www.iafcertsearch.org/>

Issued by ARS Assessment Private Limited  
Managing Director

IAF Address : 401, North Center Dr., STE 202, Norfolk, VA 23502, United States of America

**Certificate of Registration** 

This is to certify that the Environmental Management System of

**JCBENERGY**

JCB ENERGY ELECTRIC POWER INDUSTRY  
CALLE DE TRESPADERNE, NUM 7 PLANTA 3, PUERTA C 28042 MADRID - (MADRID), SPAIN

is in accordance with the requirements of the following standard

**ISO 14001:2015**  
(Environmental Management System)

**SCOPE**

MANUFACTURING, SALES AND SERVICE OF GENERATOR AND GENERATOR COMPLEMENTS, WATER PUMP, FORKLIFT, UPS, REGULATOR, CONVERTERS, SHUTTER POWER SUPPLIES  
(IAF Code: 18,19)

Certificate Number : 25102202423

Initial Registration Date : 25-Oct-2023  
1<sup>st</sup> Surveillance Date : 25-Sep-2024  
2<sup>nd</sup> Surveillance Date : 25-Sep-2025  
Certificate Expiry Date : 24-Oct-2026

To verify certificate, visit at:  
[www.arscert.com](http://www.arscert.com)  
<https://www.iafacreditation.org>  
<https://www.iafcertsearch.org/>

Issued by ARS Assessment Private Limited  
Managing Director

IAF Address : 401, North Center Dr., STE 202, Norfolk, VA 23502, United States of America

**CERTIFICATE OF REGISTRATION** 

This is to certify that the Management System of

**JCBENERGY**

JCB ENERGY ELECTRIC POWER INDUSTRY  
CALLE DE TRESPADERNE, NUM 7 PLANTA 3, PUERTA C 28042 MADRID - (MADRID), SPAIN

is in accordance with the requirements of the following standard

**ISO 27001:2013**  
(Information Security Management System)

**SCOPE OF CERTIFICATION**

PROTECTION OF RECORDS AND INFORMATION ASSETS IN MANUFACTURING, SALES AND SERVICE OF GENERATOR AND GENERATOR COMPLEMENTS, WATER PUMP, FORKLIFT, UPS, REGULATOR, CONVERTERS, SHUTTER POWER SUPPLIES

Certificate Number : QCAS-JCB-23-05158813

Initial Certification Date : 25 Oct 2023      Date of Expiry : 24 Oct 2026  
1st Surveillance Date : 25 Sep 2024      2nd Surveillance Date : 25 Sep 2025

Verify the Certificate: <https://gaafs.us/site/search/>

Issued by QCAS Certifications Inc.  
Managing Director

QCAS Address: 10000, Redwood Avenue, 95767, Redwood City, CA, 94065  
This certificate is issued in accordance with the ISO 27001:2013 standard as a condition of the certification. The validity of the certificate is subject to the successful completion of surveillance audits. Failure to attend any of the required surveillance audits will result in the certificate being suspended or withdrawn by the Issuing Organization.

**Certificate of Registration** 

This is to certify that the Occupational Health and Safety Management System of

**JCBENERGY**

JCB ENERGY ELECTRIC POWER INDUSTRY  
CALLE DE TRESPADERNE, NUM 7 PLANTA 3, PUERTA C 28042 MADRID - (MADRID), SPAIN

is in accordance with the requirements of the following standard

**ISO 45001:2018**  
(Occupational Health and Safety Management System)

**SCOPE**

MANUFACTURING, SALES AND SERVICE OF GENERATOR AND GENERATOR COMPLEMENTS, WATER PUMP, FORKLIFT, UPS, REGULATOR, CONVERTERS, SHUTTER POWER SUPPLIES  
(IAF Code: 18,19)

Certificate Number : 251022013424


Initial Registration Date : 25-Oct-2023  
1<sup>st</sup> Surveillance Date : 25-Sep-2024  
2<sup>nd</sup> Surveillance Date : 25-Sep-2025  
Certificate Expiry Date : 24-Oct-2026

To verify certificate, visit at:  
[www.arscert.com](http://www.arscert.com)  
[www.iafacreditation.org](https://www.iafacreditation.org)  
<https://www.iafcertsearch.org/>

Issued by ARS Assessment Private Limited  
Managing Director

IAF Address : 401, North Center Dr., STE 202, Norfolk, VA 23502, United States of America

**CERTIFICATE OF REGISTRATION** 

This is to certify that the Management System of

**JCBENERGY**

JCB ENERGY ELECTRIC POWER INDUSTRY  
CALLE DE TRESPADERNE, NUM 7 PLANTA 3, PUERTA C 28042 MADRID - (MADRID), SPAIN

is in accordance with the requirements of the following standard

**ISO 50001:2018**  
(Energy Management System)

**SCOPE OF CERTIFICATION**



MANUFACTURING, SALES AND SERVICE OF GENERATOR AND GENERATOR COMPLEMENTS, WATER PUMP, FORKLIFT, UPS, REGULATOR, CONVERTERS, SHUTTER POWER SUPPLIES

Certificate Number : QCAS-JCB-23-05158814

Initial Certification Date : 25 Oct 2023      Date of Expiry : 24 Oct 2026  
1st Surveillance Date : 25 Sep 2024      2nd Surveillance Date : 25 Sep 2025

Verify the Certificate: <https://gaafs.us/site/search/>

Issued by QCAS Certifications Inc.  
Managing Director

QCAS Address: 10000, Redwood Avenue, 95767, Redwood City, CA, 94065  
This certificate is issued in accordance with the ISO 50001:2018 standard as a condition of the certification. The validity of the certificate is subject to the successful completion of surveillance audits. Failure to attend any of the required surveillance audits will result in the certificate being suspended or withdrawn by the Issuing Organization.



# JCB Energy Electric Power Industry S.L.

HAS OUR TOTAL SUPPORT

We are pleased to certify that this company, with its registered office (address as below) is fully authorized as an Original Equipment Manufacturer partner to incorporate Mecc Alte AC Generators when selling and distributing generating sets.

Mecc Alte also certifies that its product sold to this company are fully covered by the Mecc Alte Warranty.

Mecc Alte provides this company access to its extensive product knowledge in order to incorporate Mecc Alte AC Generators when selling and distributing generating sets.

World class alternators 1-5000kVA.

APPROVED MANUFACTURER

Radek Mivovca



COIF PIGOT ENG. MAQUINIS

VALDURTEL 29 December 2023

COMPANY ADDRESS  
C/Av. de Traspaderne, 7, Pta. C, 28042 Madrid, Spain



GCR CERT

## CERTIFICATE



### JCB ENERGY ELECTRIC POWER INDUSTRY

CALLE DE TRESPADERNE, NUM 7  
PLANTA 3, PUERTA C  
28042 MADRID - (MADRID), SPAIN

In recognition of the organization's Management System which complies with

#### GDP

The scope of activities covered by this certificate is defined below

MANUFACTURING, SALES AND SERVICE OF GENERATOR AND GENERATOR COMPLEMENTS, WATER PUMP, FORKLIFT, UPS, REGULATOR, CONVERTERS, SHUTTER POWER SUPPLIES.

Certificate Number : GCR/CERT-11.2023.3586  
Certificate Issue Date : 01.11.2023  
Certificate Validity : 31.10.2024

Abimanyu Gaurav  
Abimanyu Gaurav  
Approval



GCR CERT

## CERTIFICATE



### JCB ENERGY ELECTRIC POWER INDUSTRY

CALLE DE TRESPADERNE, NUM 7  
PLANTA 3, PUERTA C  
28042 MADRID - (MADRID), SPAIN

In recognition of the organization's Management System which complies with

#### GHP

The scope of activities covered by this certificate is defined below

MANUFACTURING, SALES AND SERVICE OF GENERATOR AND GENERATOR COMPLEMENTS, WATER PUMP, FORKLIFT, UPS, REGULATOR, CONVERTERS, SHUTTER POWER SUPPLIES.

Certificate Number : GCR/CERT-11.2023.3587  
Certificate Issue Date : 01.11.2023  
Certificate Validity : 31.10.2024

Abimanyu Gaurav  
Abimanyu Gaurav  
Approval



GCR CERT

## CERTIFICATE



### JCB ENERGY ELECTRIC POWER INDUSTRY

CALLE DE TRESPADERNE, NUM 7  
PLANTA 3, PUERTA C  
28042 MADRID - (MADRID), SPAIN

In recognition of the organization's Management System which complies with

#### ISO 22716:2013:GMP GOOD MANUFACTURING PRACTICES

The scope of activities covered by this certificate is defined below

MANUFACTURING, SALES AND SERVICE OF GENERATOR AND GENERATOR COMPLEMENTS, WATER PUMP, FORKLIFT, UPS, REGULATOR, CONVERTERS, SHUTTER POWER SUPPLIES.

Certificate Number : GCR/CERT-11.2023.3585  
Certificate Issue Date : 01.11.2023  
Certificate Validity : 31.10.2024

Abimanyu Gaurav  
Abimanyu Gaurav  
Approval



GCR CERT

## CERTIFICATE

### HEALTHY & SAFE WORKPLACE CERTIFICATE

#### JCB ENERGY ELECTRIC POWER INDUSTRY

CALLE DE TRESPADERNE, NUM 7  
PLANTA 3, PUERTA C  
28042 MADRID - (MADRID), SPAIN

It has been entitled to obtain a Healthy and Safe Workplace Certificate by fulfilling the requirements for COVID-19 measures, within the physical conditions of the business with in the scope of the Healthy and Safe Workplace Certificate program.

FACTORIES - PRODUCTION LOCATIONS:  
ELECTRICAL AND ELECTRONICS INDUSTRY

Certificate Number : GCR/CERT-10.2023.3600  
Certificate Issue Date : 07.11.2023  
Certificate Validity : 06.11.2024

Abimanyu Gaurav  
Abimanyu Gaurav  
Approval



GCR CERT

## CERTIFICATE



### JCB ENERGY ELECTRIC POWER INDUSTRY

CALLE DE TRESPADERNE, NUM 7  
PLANTA 3, PUERTA C  
28042 MADRID - (MADRID), SPAIN

In recognition of the organization's Management System which complies with

#### ISO 10002:2018

The scope of activities covered by this certificate is defined below

MANUFACTURING, SALES AND SERVICE OF GENERATOR AND GENERATOR COMPLEMENTS, WATER PUMP, FORKLIFT, UPS, REGULATOR, CONVERTERS, SHUTTER POWER SUPPLIES.

Certificate Number : GCR/CERT-10.2023.3525  
Certificate Issue Date : 25.10.2023  
Certificate Validity : 24.10.2024

Abimanyu Gaurav  
Abimanyu Gaurav  
Approval





[www.jcbenergy.es](http://www.jcbenergy.es)